

Excise duties on fuels in €³/1,000 litres		
Country	Unleaded Petrol	Diesel
Austria	515	425
Belgium	615	560
Bulgaria	363	330
Croatia	519	411
Cyprus	479	450
Czech Republic	505	431
Denmark	566	364
Estonia	563	493
Finland	703	530
France	659	547
Germany	655	470
Greece	700	410
Hungary	391	360
Ireland	588	479
Italy	728	617
Latvia	476	372

Zdroj: https://www.acea.be/uploads/news_documents/ACEA_Tax_Guide_2018.pdf



EVROPSKÁ UNIE
Evropské strukturální a investiční fondy
Operační program Výzkum, vývoj a vzdělávání

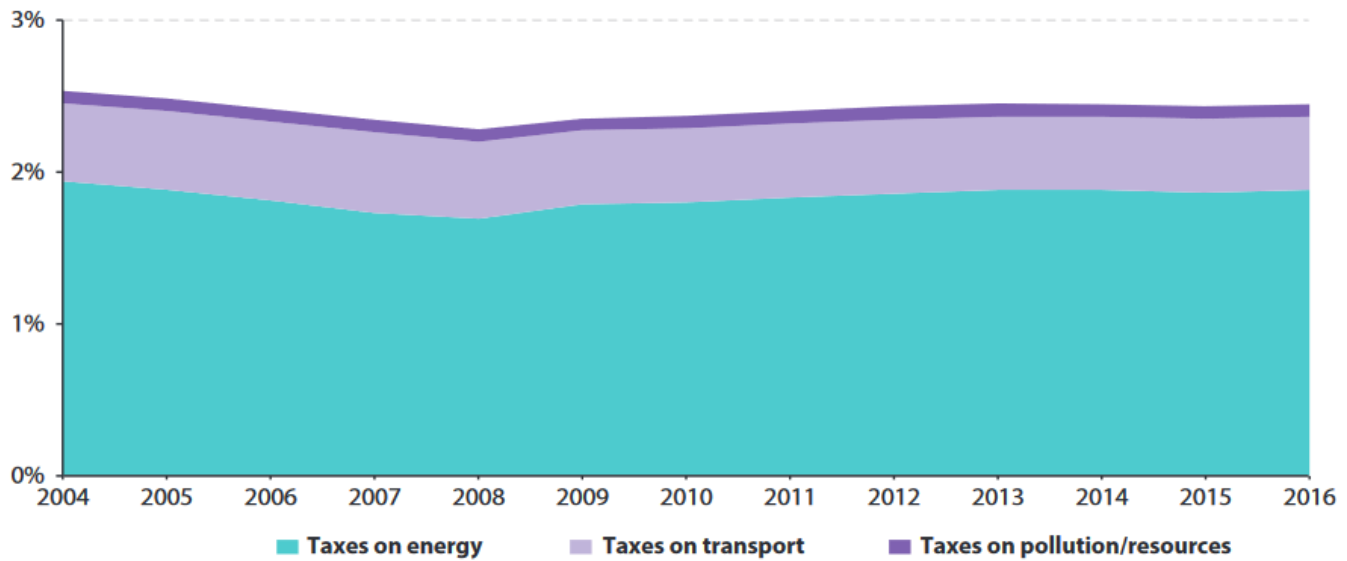


MINISTERSTVO ŠKOLSTVÍ,
MLÁDEŽE A TĚLOVÝCHOVY

Excise duties on fuels in €³/1,000 litres		
Country	Unleaded Petrol	Diesel
Lithuania	434	347
Luxembourg	465	338
Malta	549	472
Netherlands	778	490
Poland	395	346
Portugal	659	471
Romania	424	394
Slovakia	514	368
Slovenia	508	426
Spain	461	367
Sweden ⁴	670	591
United Kingdom	661	661
EU minimum rates	359	330

Source: European Commission

Graph 18: Environmental tax revenues, 2004-2016
(% of GDP)

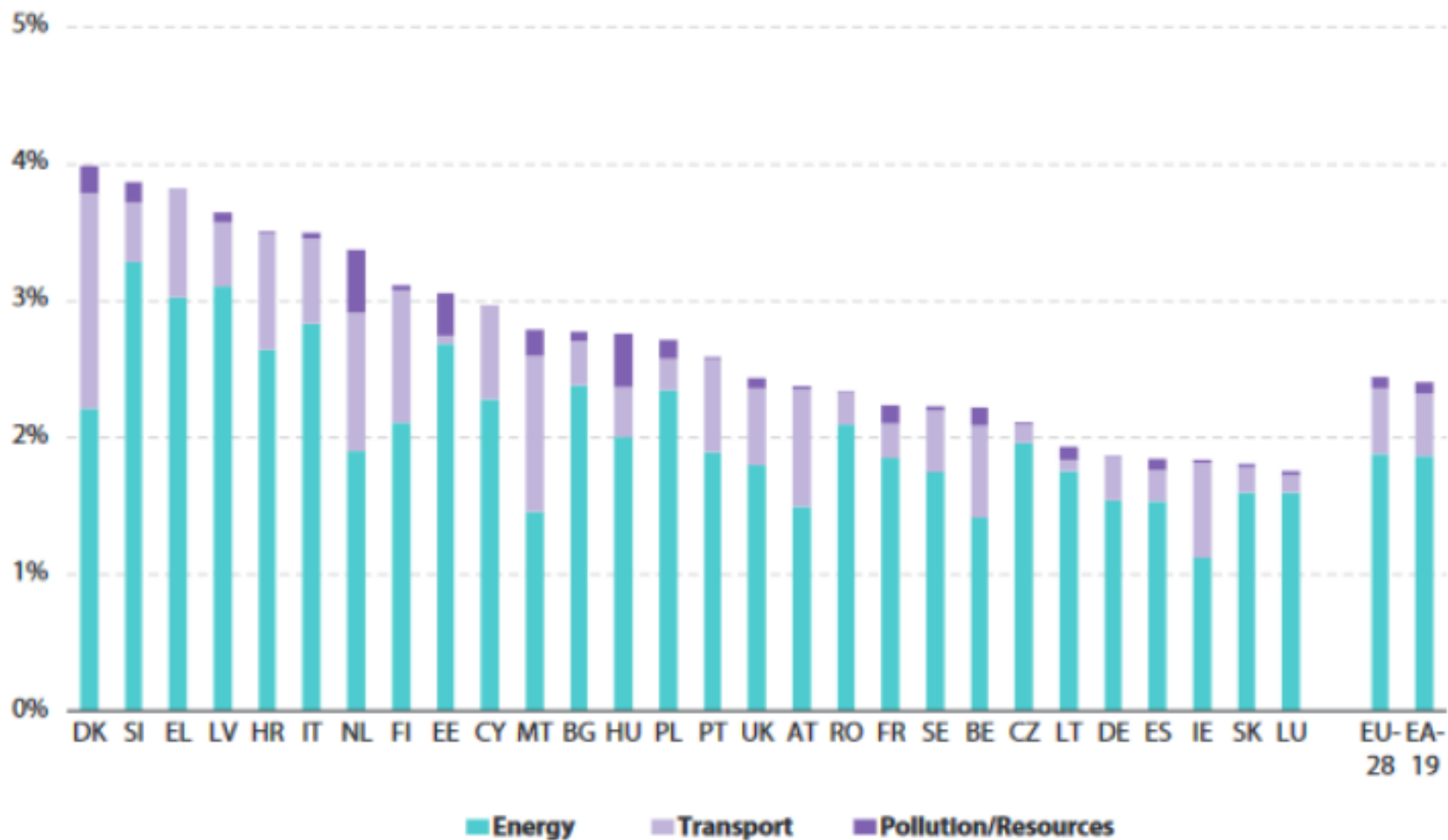


Source: DG Taxation and Customs Union, based on Eurostat data

Zdroj: Eurostat data

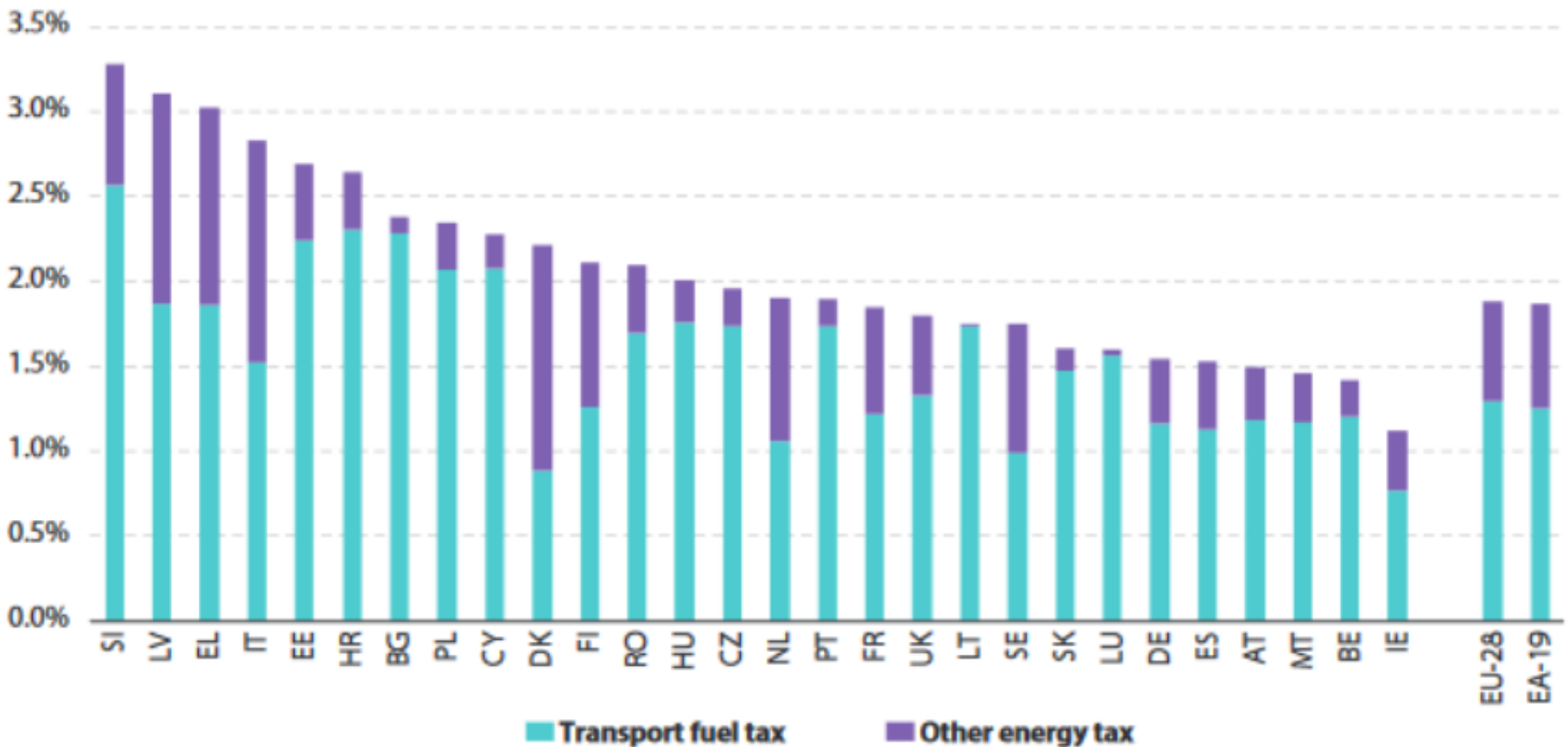
Graph 19: Structure of environmental taxes, 2016

(% of GDP)



Source: DG Taxation and Customs Union, based on Eurostat data

Graph 21: Energy tax revenues by Member State, 2016
 (% of GDP)



Zdroj: Eurostat data